

CENTRAL-AXLE TRAILERS

FRUEHAUF
Designed to last




ROBUST AND CUSTOMISED AT THE BEST PRICE



TWO-AXLE



THREE-AXLE



DEDICATED

LONGEVITY

ROBUSTNESS AND RELIABILITY

Forever, Fruehauf designs and manufactures vehicles which are recognised by the market for their robustness and reliability.

Our central-axle trailers, with a fully welded skeletal structure are specifically adapted to intensive use and severe conditions during a long time.

SECURELY

SAFETY

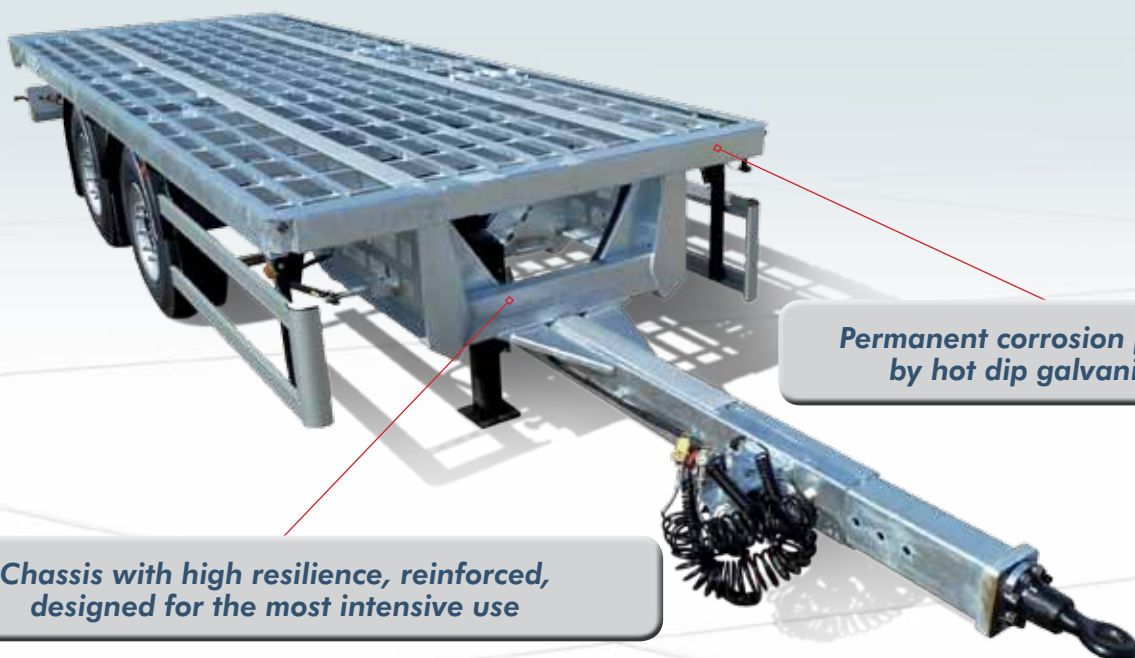
Our vehicles are designed for maximum safety:

- Safety in road behaviour through the integration of the very last generation of running gears and electronic driver assistance systems, improving the passive and active safety of the vehicle
- Safety of the operators by ergonomically designed shapes, parts and accessories

Simple and intuitive operating in total safety



Latest generation running gears with reduced maintenance



Permanent corrosion protection by hot dip galvanization

Chassis with high resilience, reinforced, designed for the most intensive use

ANTI CORROSION GUARANTEE

THROUGH **HOT DIP GALVANIZATION OF THE CHASSIS** *

Hot dip galvanizing of a welded chassis is the most performing, the most durable and the most ecological solution.

* In option.

A FULL RANGE

The range of FRUEHAUF central-axle trailers corresponds to all the transport requirements from the very standard to the highly specialised.

Each platform- or skeletal- model is the ideal response to the requirements of adaptation to every type of body:

- Curtainsider for industrial transports maxi load or maxi volume
- Dry freight- or insulated- van for parcel transport or vulnerable products
- Swapbody skeletal for distribution and for specialised cargo flows
- Open- and dropside- platform for materials distribution
- Particular adaptations for specific needs

TWO-AXLE

Medium tonnage - MGW 18 and 19 tons



TWO-AXLE 19,5''
Single mount and Dual mount

TWO-AXLE 22,5''
Single mount and Dual mount




Advantages:

- Permanent corrosion protection
- Protects all surfaces including hollow structures
- Resists to impacts, scratching and road grit



THREE-AXLE

Maxi tonnage - MGW 26 tons




THREE-AXLE 19,5"
Single mount and Dual mount

THREE-AXLE 22,5"
Single mount



DEDICATED

SWAPBODY SKELETAL



SKELETAL CHASSIS



FRUEHAUF
Designed to last

24 à 28, avenue Jean Mermoz - BP 209 - 89002 AUXERRE CEDEX - FRANCE
Tél.: +33 (0) 3 86 94 42 42 - Fax: +33 (0) 3 86 48 32 11

contact@fruehauf.com - www.fruehauf.com

Your Fruehauf contact